



PowerGas

Commercial Water Heaters

Featuring...



- ◆ 68 to 113 Gallon Capacities
- ◆ 155,000 to 623,000 BTU
- ◆ C^oglass[®] Cobalt-enriched Glass-Lined Tank
- ◆ Dual Magnesium Anode Rods to Inhibit Corrosion
- ◆ Standard & ASME Construction
- ◆ Barometric draft control furnished with all models
- ◆ Propane gas available on request
- ◆ Power gas burner with spark ignition, 100% safety shut-off.
- ◆ 80% Thermal Efficiency
- ◆ **5-Year Limited Warranty**



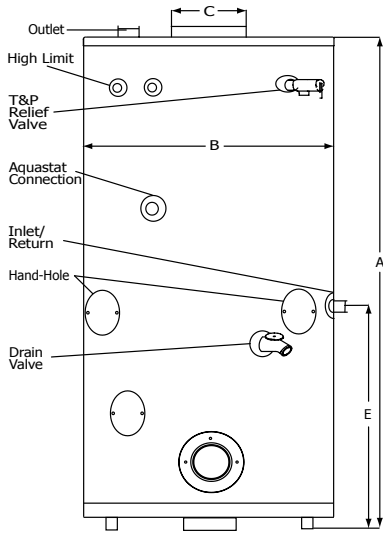
Turboflue[®]
heat exchanger

- ◆ Energy-Saving Turbofans conduct more heat into water
- ◆ Robust single-flue design yields a stronger, more durable tank

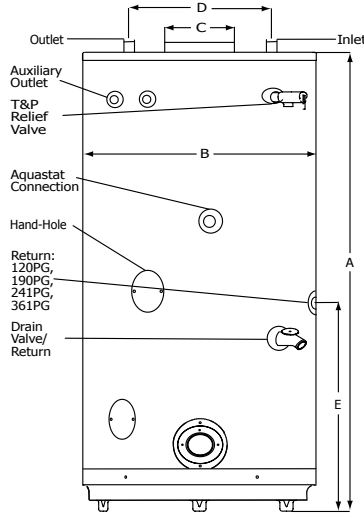
All-American Product



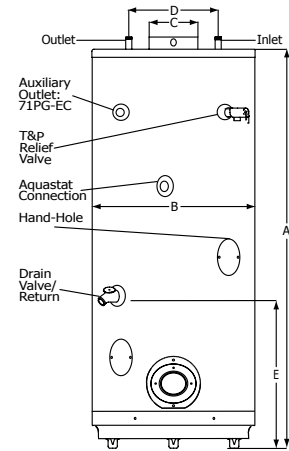
This product is available from:



541PG



72PG, 73PG, 120PG,
190PG, 241PG, 361PG



71PG

Model	Storage (gal)	Rated Input BTUH	Recovery @ Δ 90°F (GPH)	Max. Temp Setting (°F)	Inlet Pipe Dia.	Outlet Pipe Dia.	Return Pipe Dia.	Dimensions					Shipping Weight (lbs)***	
								A	B	C	D	E	Standard	ASME
71PG	68	173,000	170	160**	1"	1 1/2"*	1 1/2"	66"	26"	6"	13 1/2"	22"	478	N/A
72PG	67	199,000	204	160**	1"	1 1/2"*	1 1/2"	58"	28"	8"	16"	N/A	543	N/A
73PG	67	242,000	247	180	1"	1 1/2"*	1 1/2"	58"	28"	8"	16"	N/A	548	N/A
120PG	113	155,000	160	180	1"	2"*	2"	67"	31 1/2"	6"	19"	22"	749	N/A
190PG	113	190,000	191	180	1"	2"*	2"	67"	31 1/2"	6"	19"	22"	749	N/A
241PG	109	277,000	283	180	1"	2"*	2"*	67"	31 1/2"	8"	19"	22"	901	943
361PG	91	385,000	435	180	1"	2"*	2"*	67"	31 1/2"	9"	23"	26"	1,080	1,116
541PG	83	623,000	627	180	2"	2"*	2"*	66"	34"	10"	22"	30 1/2"	1,313	1,569

No field conversion kits available.

Maximum inlet gas pressure for natural gas: 10" w.c.; propane: 13" w.c. Minimum inlet gas pressure for natural gas: 4.5" w.c.; propane: 11" w.c. Burner protrudes 12" - 14" from tank depending on make and model. Contact Bock for burner detail dimensions.

- *Nipple not included
- **Optional setting, contact factory
- ***Weight does not include burner and controls



(on selected models)

T&P Valve: Factory Installed
 Drain Valve: Factory Installed Brass Valve
 Standard Voltage (all): 120V, 60 Hz, 1P
 Pressures (all): Working Pressure, 150 psi; Testing Pressure, 300 psi
 ASHRAE: All Bock Products Meet or Exceed Current ASHRAE Standards.

Warning: Do not install on combustible flooring. Installation should be in accordance with all national and/or local codes. In the absence of local codes, refer to NFPA 54 or ANSI Z.21.10.1.

Caution: The recommended maximum hot water temperature setting for normal residential use is 120°F. Bock recommends a tempering valve or anti-scald valve be installed and used according to the manufacturer's directions to prevent scalding.



www.bockwaterheaters.com
 110 South Dickinson Street, Madison, Wisconsin 53703
 Toll Free 800.794.2491 • Phone 608.257.2225 • Fax 608.257.5304

