

PowerGas

Residential Water Heaters

Featuring...



- ◆ 32 to 113 Gallon Capacities
- ◆ 104,000 to 173,000 BTU
- ◆ *C₂glass*[®] Cobalt-Enriched Glass-Lined Tank
- ◆ Dual Magnesium Anode Rods to Inhibit Corrosion
- ◆ Barometric draft control furnished with all models
- ◆ Propane gas available on request
- ◆ Power gas burner with spark ignition, 100% safety shut-off.
- ◆ 5-Year Limited Warranty



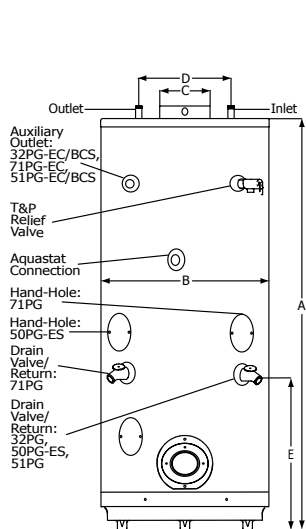
Turboflue[®]
heat exchanger

- ◆ Energy-Saving Turbofins conduct more heat into water
- ◆ Robust single-flue design yields a stronger, more durable tank

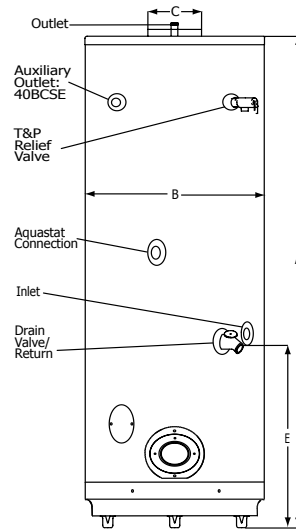
All-American Product



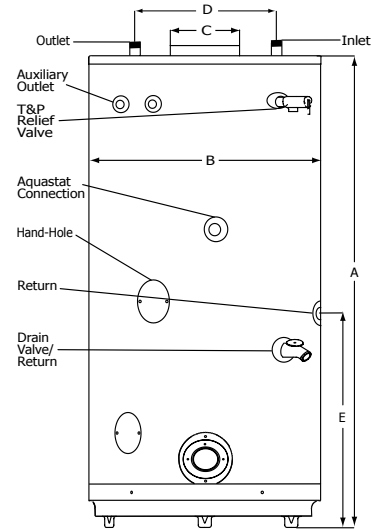
This product is available from:



32PG, 50PG-ES, 51PG, 71PG



33PG, 40PG



120PG

Model	Storage (gal)	Rated Input BTUH	Recovery @ Δ 90°F (GPH)	Max. Temp Setting (°F)	Inlet Pipe Dia.	Outlet Pipe Dia.	Return Pipe Dia.	Dimensions					Shipping Weight (lbs)***	
								A	B	C	D	E	Standard	ASME
32PG	32	104,000	110	160	3/4"	3/4"	3/4"	51"	20"	6"	11"	17"	312	N/A
33PG	33	104,000	109	160	3/4"	3/4"	3/4"	43 1/4"	24"	6"	N/A	17 1/4"	318	N/A
40PG	40	126,000	134	160	3/4"	3/4"	1"	61"	20"	6"	N/A	18"	341	N/A
50PG-ES	50	140,000	142	160**	1"	1 1/2"*	1 1/2"	52"	26"	6"	13 1/2"	18 1/2"	409	N/A
51PG	50	152,000	159	160**	1"	1"	3/4"	59"	24"	6"	11"	18"	370	N/A
71PG	68	173,000	170	160**	1"	1 1/2"*	1 1/2"	66"	26"	6"	13 1/2"	22"	478	N/A
120PG	113	155,000	160	180	1"	2"*	2"	67"	31 1/2"	6"	19"	22"	749	N/A

No field conversion kits available.

Maximum inlet gas pressure for natural gas: 10" w.c.; propane: 13" w.c. Minimum inlet gas pressure for natural gas: 4.5" w.c.; propane: 11" w.c. Burner protrudes 12" - 14" from tank depending on make and model. Contact Bock for burner detail dimensions.

*Nipple not included

**Optional setting, contact factory

***Weight does not include burner and controls

T&P Valve: Factory Installed

Drain Valve: Factory Installed Brass Valve

Standard Voltage (all): 120V, 60 Hz, 1P

Pressures (all): Working Pressure, 150 psi; Testing Pressure, 300 psi

ASHRAE: All Bock Products Meet or Exceed Current ASHRAE Standards.



(on selected models)

Warning: Do not install on combustible flooring. Installation should be in accordance with all national and/or local codes. In the absence of local codes, refer to NFPA 54 or ANSI Z.21.10.1.

Caution: The recommended maximum hot water temperature setting for normal residential use is 120°F. Bock recommends a tempering valve or anti-scald valve be installed and used according to the manufacturer's directions to prevent scalding.



www.bockwaterheaters.com
110 South Dickinson Street, Madison, Wisconsin 53703
Toll Free 800.794.2491 • Phone 608.257.2225 • Fax 608.257.5304



80016-R Rev 5/08