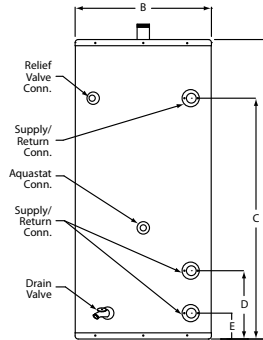
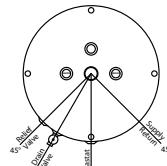




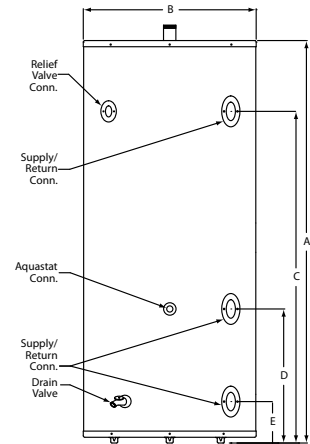
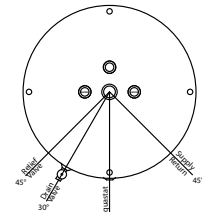
Storage Tanks

Non-ASME Storage Tanks

- ✓ Glass-Lined Steel Tank
- ✓ 2" Non-CFC Foam Insulation
- ✓ Steel Exterior with Powder Coat Finish
- ✓ Factory Installed Brass Drain Valve
- ✓ Four 2" or 2.5" NPT Connections
One Top Outlet & Three Side Supply/Return
- ✓ 5-Year Non-Prorated Limited Warranty



30ST & 50ST



80ST & 119ST

Model	Storage (gal)	T&P Relief Valve Conn.	Supply/Return Conn.	Outlet Conn.	Aquastat Conn.	Dimensions					Shipping Weight (lbs)
						A	B	C	D	E	
30ST	30	3/4"	2"	2"	3/4"	39 1/2"	20"	30"	11 1/16"	4 3/16"	150
50ST	50	3/4"	2"	2"	3/4"	48 1/2"	22"	39"	11 1/16"	4 3/16"	190
80ST	80	1"	2"	2"	3/4"	60 1/2"	24"	50"	21"	6"	250
119ST-2"	119	1"	2"	2"	3/4"	65 1/2"	28"	54"	22"	7"	385
119ST-2 1/2"	119	1"	2 1/2"	2 1/2"	3/4"	65 1/2"	28"	54"	22"	7"	385

Warning: Installation should be in accordance with all national and/or local codes. In the absence of local codes, refer to NFPA 54 or ANSI Z.21.10.1.

Caution: The recommended maximum hot water temperature setting for normal residential use is 120° F. Bock recommends a tempering valve or anti-scald valve be installed and used according to the manufacturer's directions to prevent scalding.

Pressures (all): Working Pressure, 150 psi; Testing Pressure, 300 psi



Storage Tanks

ASME Storage Tanks

✓ Glass-Lined Steel Tank with 5-Year Warranty

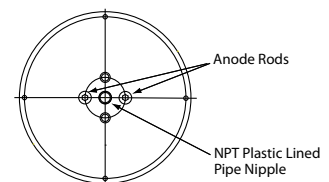
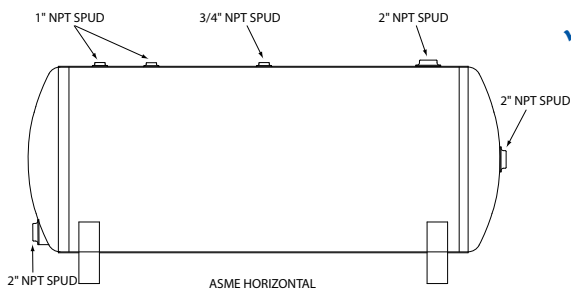
✓ Twin 1" Magnesium Anode Rods
3/4" Magnesium Anode Rods in 119ST-A-150

✓ Two 1" NPT Ports for T&P Valves
One 1" NPT Port for T&P Valve in 119ST-A-150

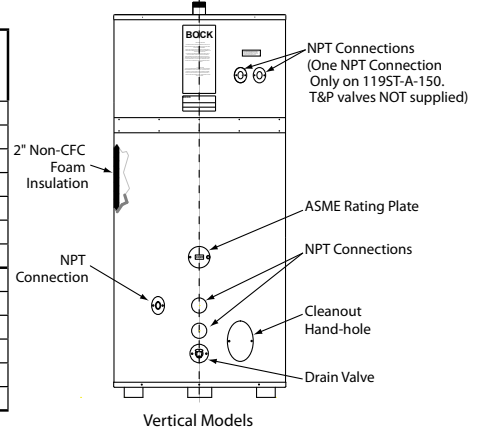
✓ Factory Installed Brass Drain Valve

✓ One 4" x 5" Hand-Hole Cleanout Port
Included on all Models 250 Gallons and Less

✓ One 11" x 14" ASME Certified Manway Opening
Included on all Models 350 Gallons and Above



	Model	2" Insulation w/ External Jacket	Storage (gal)	Working Pressure	Overall Diameter	T&P Relief Valve Conn.	Inlet/ Return Conn.	Hot Outlet Conn.	Aquastat Conn.	Overall Height/ Length	Shipping Weight (lbs)
Vertical	119ST-A-150	Standard	119	150	28"	1 x 1" NPT	2"	2"	3/4"	65 1/2"	385
	200ST-A-125	Standard	200	125	34"	2 x 1" NPT	2 1/2"	2 1/2"	3/4"	79 1/2"	872
	200ST-A-150	Standard	200	150	34"	2 x 1" NPT	2 1/2"	2 1/2"	3/4"	79 1/2"	872
	250ST-A-150	Standard	250	150	36"	2 x 1" NPT	2"	2"	3/4"	87"	950
	350ST-A-150	Standard	350	150	40"	2 x 1" NPT	2"	2"	3/4"	92"	1,225
	400ST-A-150	Standard	400	150	44"	2 x 1" NPT	2"	2"	3/4"	86"	1,345
Horizontal	500ST-A-150	Standard	500	150	48"	2 x 1" NPT	2"	2"	3/4"	88"	1,585
	200ST-GA-M	Not Available	200	150	30"	2 x 1" NPT	2"	2"	3/4"	77"	735
	350ST-GA-M	Not Available	350	150	36"	2 x 1" NPT	2"	2"	3/4"	88"	1,225
	400ST-GA-M	Not Available	400	150	36"	2 x 1" NPT	2"	2"	3/4"	92"	1,345
	500ST-GA-M	Not Available	500	150	42"	2 x 1" NPT	2"	2"	3/4"	88"	1,585
	750ST-GA-M	Not Available	750	150	42"	2 x 1" NPT	2"	2"	3/4"	124"	2,375
	1000ST-GA-M	Not Available	1,000	150	48"	2 x 1" NPT	2"	2"	3/4"	138"	3,165



Warning: Installation should be in accordance with all national and/or local codes. In the absence of local codes, refer to NFPA 54 or ANSI Z.21.10.1.

Caution: The recommended maximum hot water temperature setting for normal residential use is 120°F. Bock recommends a tempering valve or anti-scald valve be installed and used according to the manufacturer's directions to prevent scalding.

Pressures: Working Pressure, 200ST-A-125 - 125 psi, All Other Models - 150 psi; Testing Pressure on All - 300 psi



www.bockwaterheaters.com
110 South Dickinson Street, Madison, Wisconsin 53703
Toll Free 800.794.2491 • Phone 608.257.2225 • Fax 608.257.5304

