

Submittal Data Information Model 0011 Cartridge Circulator

Features

- Exclusive ACB Anti-Condensate Baffle with Ambient Air Flow-Protects Motor Windings against Condensate Buildup
- High Velocity Performance-Compact Design
- Quiet, Efficient Operation
- Direct Drive-Low Power Consumption
- Unique Replaceable Cartridge Design-Field Serviceable
- Self Lubricating
- No Mechanical Seal
- Unmatched Reliability-Maintenance Free
- Universal Flange to Flange Dimensions
- Cast Iron or Bronze Construction

Materials of Construction

Casing (Volute):	Cast Iron or Bronze
Stator Housing:	Aluminum
Cartridge:	Stainless Steel
Impeller:	Non-Metallic
Shaft:	Ceramic
Bearings:	Carbon
O-Ring & Gaskets:	EPDM

Model Nomenclature

- F – Cast Iron, Flanged
 BF – Bronze, Flanged
- Variations:**
- Z – Zoning Circulator
 J – Bronze Cartridge with Cast Iron Casing

Performance Data

- Flow Range: 0 – 28 GPM
 Head Range: 0 – 30 Feet
 Minimum Fluid Temperature: 40°F (4°C)
 Maximum Fluid Temperature: 230°F (110°C)
 Maximum Working Pressure: 125 psi
 Connection Sizes: 3/4", 1", 1-1/4", 1-1/2" Flanged



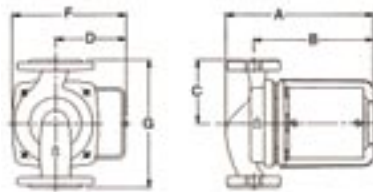
FOR INDOOR USE ONLY

Application

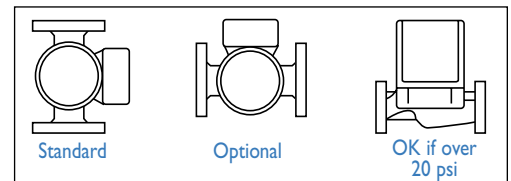
The Taco 0011 is specifically designed for high head / medium flow applications in Large Residential / Light Commercial closed loop Hydronic heating and Chilled Water cooling systems. Ideal for high pressure drop Boilers, Fan Coil units, Heat Exchangers, large Radiant Heating and Heat Recovery /Geothermal systems. The Bronze 0011 can be used on open loop systems. The unique replaceable cartridge contains all of the moving parts and allows for easy service instead of replacing the entire circulator. Universal flange to flange dimensions and orientation allows the 0011 to easily replace other models. Compact, Low Power Consumption design makes it ideal for high-efficiency jobs.

Pump Dimensions & Weights

Model	Casing	A		B		C		D		F		G		Ship Wt.	
		in.	mm	in.	mm	in.	mm	in.	mm	in.	mm	in.	mm	lbs.	Kg
0011-F4	Cast Iron	7-5/8	194	6-7/32	158	3-1/4	82	3-3/4	95	6	152	6-1/2	165	12.0	5.5
0011-BF4	Bronze	7-5/8	194	6-7/32	158	3-1/4	82	3-3/4	95	6	152	6-1/2	165	12.0	5.5



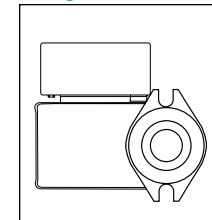
Mounting Positions



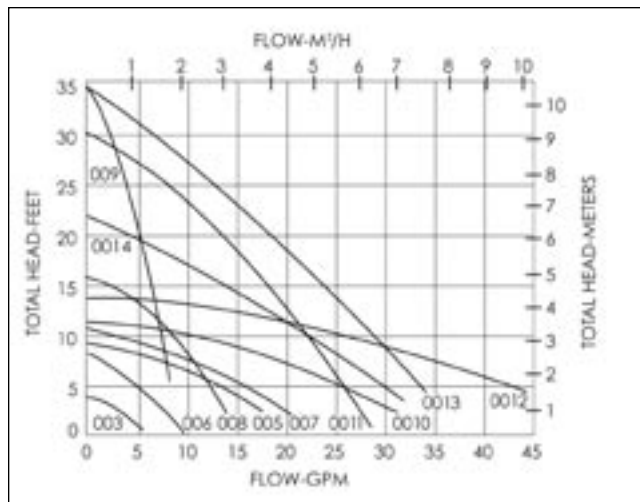
Electrical Data

Model	Volts	Hz	Ph	Amps	RPM	HP
0011-F4	115	60	1	1.76	3250	1/8
0011-BF4	115	60	1	1.76	3250	1/8
Motor Type	Permanent Split Capacitor Impedance Protected					
Motor Options	220/50/1, 220/60/1, 230/60/1, 100/110/50/60/1					

Flange Orientation



Performance Field - 60Hz



HYDRONIC COMPONENTS & SYSTEMS

